



## Ditec NeoS

Sliding gate operator  
in residential applications

EN

# ALL INCLUSIVE



## Versatile

A complete range for all your residential and light commercial applications.

Ditec NeoS operates with gates up to 1.000 kg of weight and is designed to work even in case of intense usage and demanding environmental conditions. The control panel is integrated in the gear motor and provides a wide choice of advanced functions. Ditec NeoS is easy and quick to install and maintain.



## Safety

Position and speed are managed in complete safety thanks to the virtual encoder and magnetic limit switches (optional on some versions). Ditec NeoS range feature a 24 V DC motor and maximum protection of internal and moving parts (IP24 rated). Ditec NeoS+ versions also offer external LED display and a safety battery pack (option) for additional safety and comfort.



## Pleasant design

Pleasant and innovative aesthetics for all environments: Ditec NeoS comes with a new distinctive design and a high tech two colours combination (graphite gray and metallic light grey). Its compact sizes and intelligent installation solutions ensure a discrete presence of NeoS in your property.





# The pleasant performance

Discover the features which make Ditec NeoS truly unique

## Versatile

The full range of gate operators and accessories satisfies installation requirements in various residential and commercial environments.

## 2 levels of performance

NeoS for standard applications, in complete safety.

NeoS\* for advanced functions and easier setting thanks to the exclusive external LEDs, the USB connection and the internal digital display.

## Performance and technical content

- Opening and closing speed up to 25 cm/sec
- Low consumption and energy saving mode
- Battery kit available in case of fault of tension (NeoS\* only)
- 433 MHz and 868 MHz frequencies available (868 MHz for NeoS\* only)
- Possibility to control courtesy or external ambient lights (NeoS\* only)

## Safety

### Safeguard against accidents

For maximum safety during closing operations, the gate operator can be equipped with photocells and sensitive edges: in case of contact, the automation reverses the movement preventing damage to persons and things.

Further more Ditec NeoS moving parts are enclosed in the robust case and the gear motor is 24 V DC operated which reduces risks in case of accidental opening of the operator.

## Protection against the elements

Thanks to the internal components and wiring layout, humidity, bad weather and insects are no longer a problem.

With the NIO function, the temperature sensor adapts gear motor performance in case of cold, ice or snow.

Ditec NeoS is compatible with a full range of protection devices such as photocells, sensors, controls and safety edges.

## Pleasant

### Innovative and fresh look

The modern design and clean aesthetics perfectly match all house styles. The integrated control panel and the possibility to mount photocells inside the cover grant a neat installation.

## Control and security in your hands

The installation of Ditec NeoS can be greatly customised thanks to a wide selection of accessories. While comfortably seated in your car, simply press a button on your remote control and Ditec NeoS will spring into action, powerful and silent. The integrated Ditec solutions further allows you to operate your Ditec NeoS, turn on lights, open your garage door and control automatic road barriers... with just one remote control!



# Comfort for the installer, clarity for th



# e user

## Comfort for installation

- Optimised internal components layout **01**
- Installation cables conveniently separated from "in-factory" cabling **02**
- Special radio control to set up the operator **03**
- Practical and convenient lock handle, without sharp edges **04**
- Enclosed steel plate for a convenient and rapid installation (stronger plate available as option) **05**



- Internal photocells' slots for greater safety and practicality **06**
- 2 digit display for easy setting and quick check of operator status **07**
- Adjustable pinion height to ensure a perfect coupling with rack **08**
- PC diagnostic via USB (NeoS+ only) **09** to allow real-time monitoring of operator and download of data tracking for diagnostic
- Thanks to the internal components and wiring layout, humidity, bad weather and insects are no longer a problem **10**



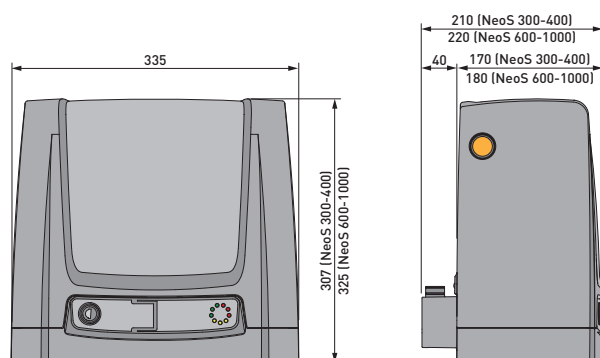
## Clarity for the user

- The multi-LED display informs users about the status of the operator (NeoS+ only) **11** :
  - green indicates regular functioning
  - yellow stands for battery mode and check-up time
  - red signals presence of faults
- The release handle is easily accessible from the front of the cover and comes with a key lock for better safety
- Ditec NeoS is controlled via Gol 4 transmitters, pre-programmed with all functions: open, partial opening, power outgoing control (NeoS+ only) , stop **12**

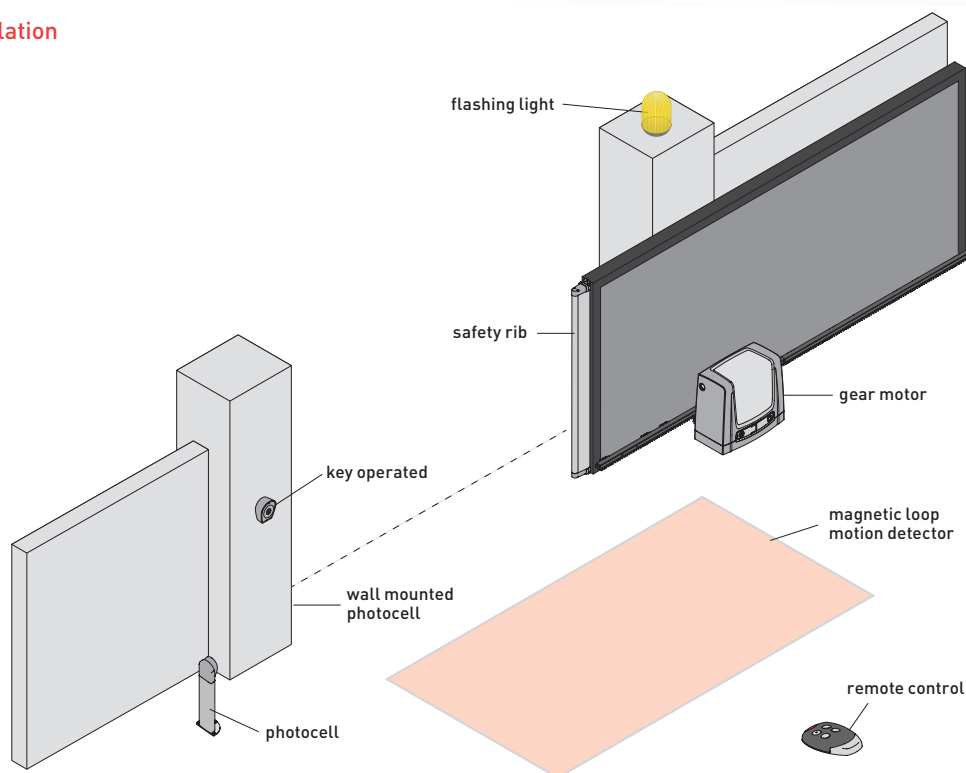


# Technical features and example of installation

## Dimensions



## Example of installation



## Easy to choose: the operator

NES300 EH	NeoS operator 300 kg, 24 V DC
NES400 EH	NeoS operator 400 kg, 24 V DC
NES600 EH	NeoS operator 600 kg, 24 V DC
NES300 EHP	NeoS* operator 300 kg, 24 V DC
NES400 EHP	NeoS* operator 400 kg, 24 V DC
NES600 EHP	NeoS* operator 600 kg, 24 V DC
NES1000 EHP	NeoS* operator 1000 kg, 24 V DC
DIT300NESL	DO IT NeoS 300 kg
DIT400NESL	DO IT NeoS 400 kg
DIT600NESL	DO IT NeoS 600 kg

## Easy to choose: NeoS specific accessories


NES100PSU	Steel base plate for heavy application
NES100CKT	Chain movement kit
NES868ECR	Electronic card receiver for 868 MHz
NES100TXT	Radio transmitter for functions setting
NES100BBU	Emergency battery set
NES100PCM	Photocell for internal installation NeoS
NES100WSP	Adjustable "OMEGA" lifting support
NES100FCM	Magnetic limit switches - optional for NES300 and NES400
GOL868T	Radio transmitter rolling code 868 MHz
GOL868TC	Radio transmitter fixing code 868 MHz

Note: for other accessories please consult our general pricelist NA.

## Technical specifications

Description: electromechanical gear motor	NeoS 300 - NeoS+ 300	NeoS 400 - NeoS+ 400	NeoS 600 - NeoS+ 600	NeoS+ 1000
Stroke control	virtual encoder	virtual encoder	limit switch + virtual encoder	limit switch + virtual encoder
Gate leaf weight	300 kg	400 kg	600 kg	1000 kg
Maximum opening	12 m	12 m	20 m	20 m
Service index	4 - intensive	4 - intensive	4 - intensive	4 - intensive
Intermittent operation	S2 = 30 min S3 = 50%	S2 = 30 min S3 = 50%	S2 = 30 min S3 = 50%	S2 = 30 min S3 = 50%
Power absorption	230 V AC 50-60 Hz	230 V AC 50-60 Hz	230 V AC 50-60 Hz	230 V AC 50-60 Hz
Power input	3 A	3 A	3 A	5 A
Thrust	300 N	400 N	600 N	1000 N
Opening and closing speed	0.1 - 0.25 m/s	0.1 - 0.25 m/s	0.1 - 0.24 m/s	0.1 - 0.19 m/s
Release system for manual opening	key-operated	key-operated	key-operated	key-operated
Operating temperature	-20°C / +55°C [-35°C / +55°C with NIO enabled]	-20°C / +55°C [-35°C / +55°C with NIO enabled]	-20°C / +55°C [-35°C / +55°C with NIO enabled]	-20°C / +55°C [-35°C / +55°C with NIO enabled]
Protection level	IP 24	IP 24	IP 24	IP 24
Product dimensions (mm)	335x210x307	335x210x307	335x220x325	335x220x325
Control panel	CS12E - CS12M (built-in)	CS12E - CS12M (built-in)	CS12E - CS12M (built-in)	CS12M (built-in)

## System functions

	NeoS 300 - NeoS 400 NeoS 600	NeoS+ 300 - NeoS+ 400 NeoS+ 600 - NeoS+ 1000
Description	CS12E	CS12M
Control panel	for 1 24 V motor with built-in radio	for 1 24 V motor with built-in radio
Mains power supply	230 V AC / 50-60 Hz	230 V AC / 50-60 Hz
Batteries		■ (optional)
 Energy saving mode		■
Solar energy ready		■ (predisposition)
Number of motors	1	1
Motor power supply	24 V DC	24 V DC
Accessories power supply	24 V DC / 0.5 A	24 V DC / 0.5 A
Flashing light	24 V	24 V
Open gate indicator output		■
Courtesy light output		■
External LED output		■
Micro USB connection per PC diagnostic		■
8,2 KΩ input for safety edge	■	■
Encoder (kinematic control management)	virtual	virtual
Force setting	via display	via display
ODS - Obstruction Detection System	■	■
Speed setting	via display	via display
Braking / slowing down	via display	via display
Partial opening control	■ (only with radio)	■ (with radio and with selector)
Open / Close control	■	■
Temporised automatic closing		■
Hold-to-run control	■	■
Emergency stop / reverse	■	■
Safety test	■	■
Soft Start	■	■
NIO - Antifreeze system	■	■
Operating temperature	-20°C / +55°C [-35°C / +55°C with NIO enabled]	-20°C / +55°C [-35°C / +55°C with NIO enabled]



# Accessories

The wide range of Ditec accessories allows the access systems to be used with various control and monitoring options



#### Gol 4 transmitter

Fixed code, four channel-four function transmitter, with cloning option, or with rolling code system. Certified and compliant with all current directives.



#### Gol 4M keyboard transmitter with digital combination

Four channel coded control. Allows electrically operated entrances to be opened with radio signals by entering a code. Wall mounted.



#### Lan 7 control device with proximity control

Wireless identification system, featuring TRANSPONDER technology. Allows detection without the need for a touch-controlled device.



#### Xel 5 key operated selector switch

Fitted with a tamper proof or vandal resistant device. Can be wall or column mounted.



#### Lan 4 digital combination system

Digital combination, vandal proof keypad. Up to 8 number PIN.



#### Lamp

24 V flashing light with flashing operation controlled from the control panel.



#### Sof safety edges

These are fitted to all entrance control systems to ensure maximum safety during opening and closing operations.



#### Xel 2 and Lab 3 IR photocells

Allowing automation to operate at maximum safety levels. For wall or vertical mounting. Modulated infrared beam.

When building the system, only use Ditec accessories and safety devices.

Every Ditec automation features CE marking and is designed and built in compliance with the safety requirements of the Machinery Directive (2006/42/EC), of the Electromagnetic Compatibility Directive (2004/108/EC) and of the Low Voltage Directive (2006/95/EC) and of other Directives, laws, specific standards for special products and situations.

The Company reserves the right to make changes which may improve the products.

For this reason, the technical details featured in this catalogue are not binding.

The pictures shown in this leaflet were taken with the consent of those concerned or in public locations.

Further information can be found in the Technical Manuals available at the website: [www.ditecentrematic.com](http://www.ditecentrematic.com)

**Ditec**  
**ENTRE//MATIC**



#### Entrematic

Via Mons. Banfi, 3 • 21042 Caronno P.la (VA) • Italy

Tel +39 02 963911 • Fax: +39 02 9650314

[ditec@entrematic.com](mailto:ditec@entrematic.com)

[www.ditecentrematic.com](http://www.ditecentrematic.com) • [www.entrematic.com](http://www.entrematic.com)

Cod. N204B - 11/2013  
Ditec NeoS

gdp milano 148865

Ditec Entrematic branches are in: Belgium, France, Germany, Portugal, Spain, Sweden, Switzerland, Turkey, Latin America, USA, Canada and China.

For addresses and contacts visit our website [www.ditecentrematic.com](http://www.ditecentrematic.com)